

RUS

ТЕХНИЧЕСКИЕ ДАННЫЕ (КРАТКО)

Модель:	KX15DQ
Цвет:	Белый
Корпус:	3мм ABS пластик, линза 0,4мм ПЭНД
Метод обнаружения:	Четырехплощадный пироэлектр. сенсор
Чувствительность:	Высокая (SPP+), Низкая (SPP+1)
Термокомпенсация:	Цифровая
Дальность действия	15м
Зона обнаружения:	148
Скорость обнаружения:	0,3 - 3,0 м/с
Напряжение питания:	9 - 16В пост. тока
Ток потребления:	11мА @ 12В (мин.), 12мА @ 12В (макс.)
Выход тревоги:	60В пост. тока, 50мА (42,4В перем. тока)
Высота установки:	1.8м - 2.4м
Выход самоохраны:	12В 50мА
Температура хранения:	-40°C to 80°C (-40°F to 176°F)
Рабочая температура:	-30°C to 70°C (-22°F to 158°F)
Аксессуары:	Настенный и потолочный кронштейн
Излучение:	EN55022 Class B
Помехоустойчивость:	EN50130-4
:	

IT

SPECIFICHE TECNICHE

Modello:	KX15DQ
Colore:	Bianco
Involucro:	ABS 3mm, HDPE 0.4mm area della Lente
Metodo di Rivelazione:	Elemento Piro-Elettrico Quad basso rumore
Sensibilit�:	Alta (metodo SPP+), Bassa (metodo SPP+1)
Compensazione Temperatura:	Digitale
Portata della Rivelazione:	15m
Zone di Rivelazione:	148
Velocita' di Rivelazione:	0.3 - 3.0 m/s
Tensione Operativa:	9 - 16V CC
Corrente (consumo):	12mA @ 12V
Uscita Rele':	Limite SELV; 60V CC, 50mA (Picco 42.4V AC)
Altezza di Montaggio:	1.8m - 2.4m
Switch Antimanomissione:	12V 50mA
Temperatura di Stoccaggio:	-40°C a 80°C (-40°F a 176°F)
Temperatura Operativa:	-30°C a 70°C (-22°F a 158°F)
Accessori:	Staffa montaggio a Parete e Soffitto incluse
Emissioni:	EN55022 Classe B
Immunit�:	EN50130-4

Pyronix Limited, Pyronix House
Braithwell Way, Hellaby,
Rotherham, S66 8QY, UK

WARRANTY

This product is sold subject to our standard warranty conditions and is warranted against defects in workmanship for a period of five years.

In the interest of continuing improvement of quality, customer care and design, Pyronix Ltd reserves the right to amend specifications, without giving prior notice.

A	ДИАГРАММЫ НАПРАВЛЕННОСТИ ЗОНЫ ОБНАРУЖЕНИЯ
A1	ОХВАТ ПО ГОРИЗОНТАЛИ
A2	ОХВАТ ПО ВЕРТИКАЛИ
B	ВЕС И ГАБАРИТЫ
C	УСТАНОВКА
C1	ВИНТ КРЕПЛЕНИЯ ЛИЦЕВОЙ ЧАСТИ
C2	ВЫБИВНЫЕ ОТВЕРСТИЯ
C3	МОНТАЖ НА СТЕНУ
C4	СБОРКА НАСТЕННОГО КРОНШТЕЙНА
C5	СБОРКА ПОТОЛОЧНОГО КРОНШТЕЙНА
D	ВНУТРЕННЯЯ КОМПОНОВКА ИЗВЕЩАТЕЛЯ
E	ПЕРЕМЫЧКИ ВЫБОРА НОМИНАЛА ОКОНЕЧНЫХ РЕЗИСТОРОВ
E1	КОРОТКОЗАМКНУТЫЙ ШЛЕЙФ (без оконечных резисторов)
E2	ШЛЕЙФ С 1-М ОКОНЕЧНЫМ РЕЗИСТОРОМ (например, резистор 4,7 кОм)
E3	ШЛЕЙФ С 2-МЯ ОКОНЕЧНЫМИ РЕЗИСТОРАМИ (например, два резистора по 4,7 кОм)
E4	ПРИМЕР ШЛЕЙФА С УДВОЕНИЕМ ЛУЧЕЙ
E5	ДВА ИЗВЕЩАТЕЛЯ В ОДНОМ ШЛЕЙФЕ С ОКОНЕЧН. РЕЗ.

A	DIAGRAMMA DI COPERTURA E VISTA IN PIANTA
A1	COPERTURA ORIZZONTALE
A2	COPERTURA VERTICALE
B	PESO E DIMENSIONI
C	INSTALLAZIONE
C1	APERTURA DEL COPERCHIO
C2	PREDISPOSIZIONI DELL'INVOLUCRO
C3	MONTAGGIO A PARETE
C4	FISSAGGIO STAFFA A PARETE
C5	FISSAGGIO STAFFA A SOFFITTO
D	LAYOUT DEL SENSORE
E	IMPOSTAZIONE RESISTENZE EOL
E1	ESEMPIO IMPOSTAZIONE DI ZONA NORMALMENTE CHIUSA
E2	ESEMPIO IMPOSTAZIONE SEOL (SINGOLA FINE LINEA)
E3	ESEMPIO IMPOSTAZIONE DEOL (DOPPIA FINE LINEA)
E4	ESEMPIO DI ZONE RADDOPPIATE
E5	ESEMPIO DI DUE RIVELATORI DEOL IN UNA ZONA

Customer Support Line (UK only): 0870 122 3360
This is a national rate line

email: customer.support@pyronix.com
website: www.pyronix.com



KX15DQ®
15m Digital Quad PIR Detector



SPECIFICATIONS (QUICK REFERENCE)

Model:	KX15DQ
Colour:	White
Casing:	3mm ABS, 0.4mm HDPE in Lens area
Detection Method:	Digital Quad Signal Processing
Sensitivity:	High (SPP+), Low (SPP+1)
Temperature Compensation:	Digital
Detection Range:	15m
Detection Zones:	148
Detection Speed:	0.3 - 3.0 m/s
Operating Voltage:	9 - 16V DC
Current Consumption:	11mA @ 12V (Min), 12mA @ 12V (Max)
Relay Output:	SELV limits; 60V DC, 50mA (42.4V AC Peak)
Mounting Height:	1.8m - 2.4m
Tamper Switch:	12V 50mA
Storage Temperature:	-40°C to 80°C (-40°F to 176°F)
Operating Temperature:	-30°C to 70°C (-22°F to 158°F)
Accessories:	Wall and Ceiling Mounting Brackets Included
Emissions:	EN55022 Class B
Immunity:	EN50130-4



This product is suitable for use in systems designed to comply with PD6662:2004 at Security Grade 2 and Environmental Class 2.

PIR REMOTE LED ENABLE

Function: Enables the PIR LED during walk test mode, when the LED has been disabled by removing the LED link pin.

Pyronix panels: From user mode enter walk test mode. The PIR LED will be enabled. Walk test the PIR. When exiting walk test mode the PIR LED will be disabled again.

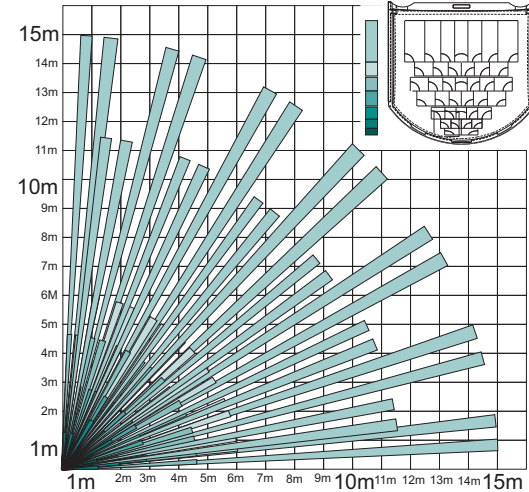
Connection: Connect (LED) to a PGM at the control panel programmed to be 0V when the system is in walk test mode.

AVOIDING FALSE ALARMS

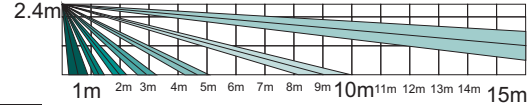
1. Avoid placing the detector in direct sunlight.
2. Do not let pets and other animals wander freely whilst the alarm system is armed.
3. Do not mount the detector near heaters or radiators.
4. Do not mount the detector near open windows or air vents, as draughts may cause false alarms.
5. Mount the detector on a stable surface.
6. Do not run cable parallel to mains wiring.

A COVERAGE PATTERN AND PLAN VIEW

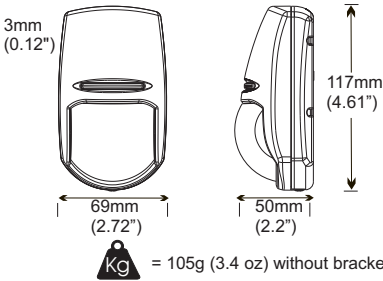
A1 HORIZONTAL COVERAGE



A2 VERTICAL COVERAGE



B WEIGHT AND DIMENSIONS



POWER UP

When the detector is first powered up, it will run through a self-test routine, indicated by the flashing LED.

C INSTALLATION

C2 CASING KNOCKOUTS

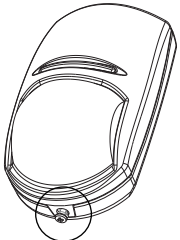
C3 WALL MOUNTING

C4 WALL BRACKET FITTING

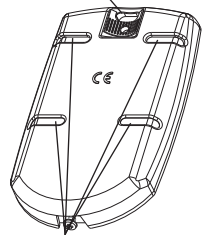
C5 CEILING BRACKET FITTING

D PHYSICAL LAYOUT

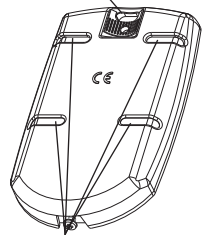
C1 CASE LID SCREW FITTING



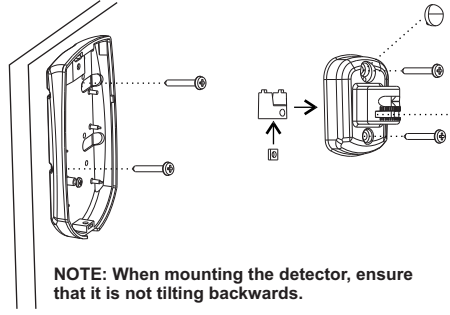
CABLE ENTRY KNOCKOUT

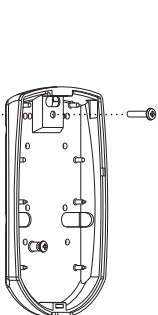


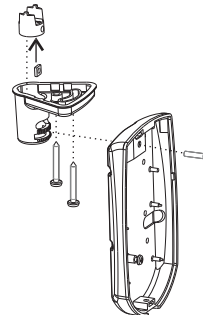
WALL FIXING KNOCKOUTS



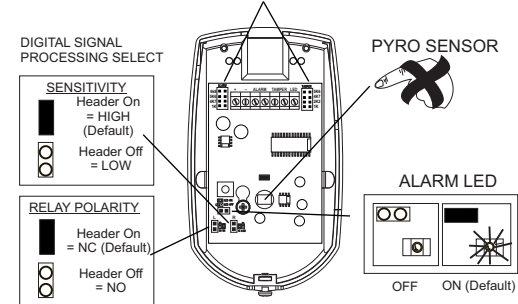
NOTE: When mounting the detector, ensure that it is not tilting backwards.







EOL RESISTANCE HEADERS



E EOL RESISTOR HEADERS

E1 NORMALLY CLOSED WIRING

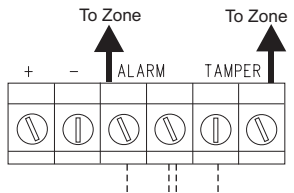
E2 SEOL HEADER EXAMPLE

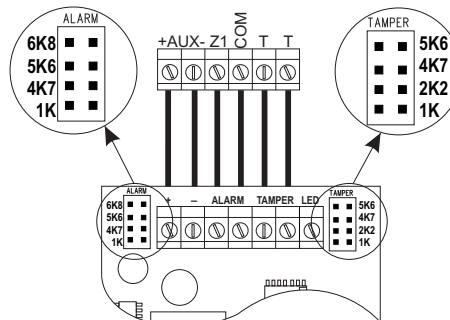
E3 DEOL HEADERS EXAMPLE

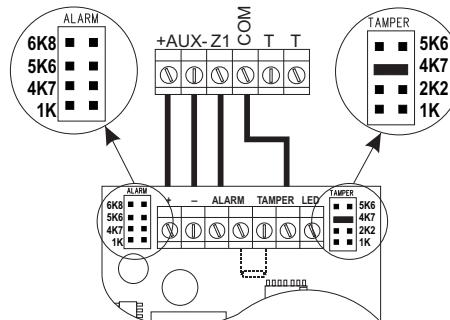
The KX15DQ has two sets of header pins on the PCB, one on either side of the connector blocks. These headers are used to select the End Of Line resistance for EOL wiring applications. If EOL wiring is not used, leave the headers OFF.

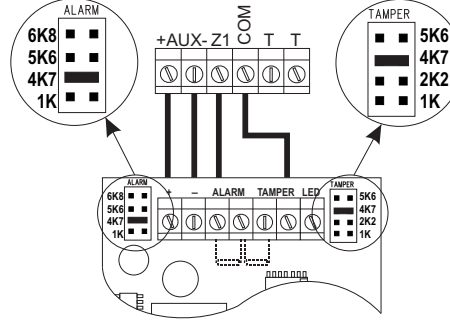
The set to the left of the + terminal selects the value of the resistance across the ALARM relay. The set to the right of the TAMPER terminals selects the value of the End Of Line resistor.

If the resistance value you require is not selectable, leave the headers off and wire a resistor of the required value between the appropriate terminals as shown.










This symbol illustrates where the resistors are connected internally

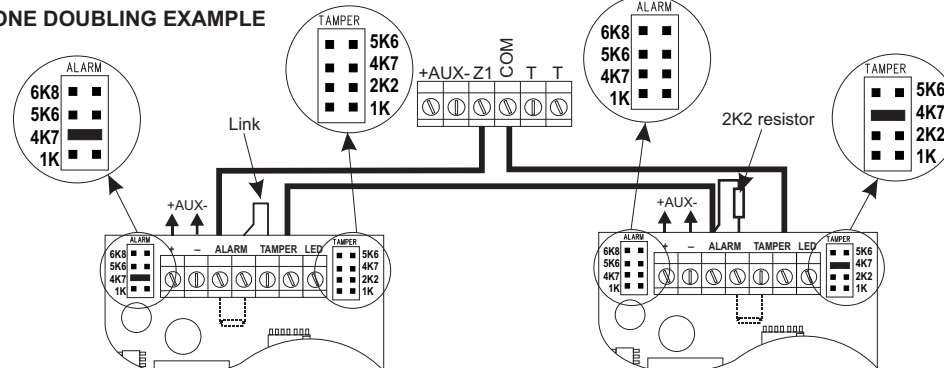


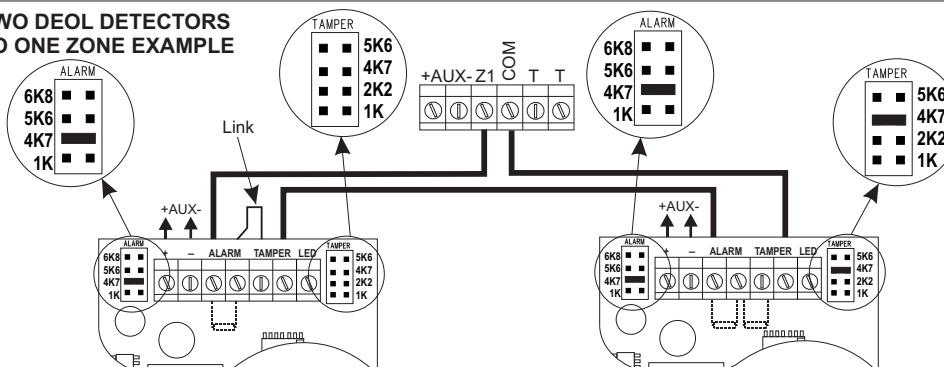
E4 ZONE DOUBLING EXAMPLE

FR

SPÉCIFICATIONS (VUE D'ENSEMBLE)

A SCHEMA DE LA PORTÉE ET VUE DU PLAN





Modèle: KX15DQ

Couleur: Blanc

Boîtier: 3mm ABS, 0.4mm HDPE champs de lentille

Méthode de détection: Digital Quad Signal Processign

Sensibilité: Haut (SPP+1), Bas (SPP+1)

Compensation température: Digital

Champs de détection: 15m

Détection Zones: 148

Vitesse de détection: 0.3 - 3.0 m/s

Alimentation: 9 - 16V DC

Consommation: 11mA @ 12V (Min), 12mA @ 12V (Max)

Sortie relais: SELV limits; 60V DC, 50mA (42.4V AC Peak)

Hauteur de montage: 1.8m - 2.4m

Contact sabotage: 12V 50mA

Température hors service: -40°C à 80°C (-40°F to 176°F)

Température d'opération: -30°C à 70°C (-22°F to 158°F)

Accessoires: Support mural & plafond inclus

Émissions: EN55022 Class B

Immunité: EN50130-4

A1 PORTÉE HORIZONTALE

A2 PORTÉE VERTICALE

B POIDS ET DIMENSIONS

C INSTALLATION

C1 VIS POR LE COUVERCLE

C2 DÉBOUCHURES COUVERCLE

C3 FIXATION MURALE

C4 SUPPORT MURAL

C5 SUPPORT PLAFON

D LAYOUT PHYSIQUE

E RÉSISTANCES EOL

E1 RACCORDEMENT NORMALEMENT FERMÉE

E2 EXEMPLE HEADER SEOL

E3 EXEMPLE HEADER DEOL

E4 EXEMPLE DOUBLAGE DES ZONES

E5 DEUX DÉTECTEURS DEOL VERS UNE ZONE

RINS550-7